

A'PEX SUPER AFC DIGITAL

Air Flow Converter Digital
Vacuum Florescent Display
USA Version
401-A007

**PLEASE READ CAREFULLY FOR AMERICAN MARKET
VEHICLES**

Thank you for purchasing the A'PEX Super AFC Digital for turbo and normally aspirated vehicles.

Please read the instruction manual carefully to prevent accidents and bodily harm.

INSTALLATION SHOULD ONLY BE PERFORMED BY AN EXPERIENCED INSTALLER. Please consult the dealer of purchase for a qualified installation location near you.

Installation of this unit may not be legal for use on pollution controlled vehicles in California and may never be used upon a public highway.

The installation of this device may cause engine roughness if improperly installed or tuned. Please check to make sure that the fuel system is capable of handling the increased horsepower that this part can produce. For best results, have a professional tuner do the tuning of the Super AFC. It is worth the extra expense and a lot less expensive than having to replace an engine.

Please contact the dealer of purchase with a valid receipt if the product has been damaged during shipping or has a manufacturer defect. Never disassemble this unit. All warranties expressed or implied will be voided if evidence of tampering exists.

This product must be returned complete with all relevant original packing for warranty to be honored.

Installation Precautions

1. Please read pages two and three of the English instruction manual for installation and safety precautions.
2. Safety precautions are printed to protect the installer and user from harm or injury during installation. Failure to follow these safety precautions may cause serious harm or injury to both the installer and the user.

ON AMERICAN MARKET VEHICLES

Because the English booklets supplied with your AFC are meant for the world market, the wiring diagrams and sensor type information within these booklets may not work with some American market vehicles. Included on the following pages is information and wiring diagrams meant exclusively for American market vehicles. This information is intended only for vehicles that were originally sold in the United States of America. Please refer to the application charts on the following pages to check which diagram will work for your particular vehicle. This booklet supercedes all other applications listed in the world manual.

If your vehicle is not listed, then the Apex Super AFC does not currently support your vehicle. The Super AFC is application specific and is not meant to be installed on vehicles that are not listed here within this supplement. We are constantly adding new applications.

Honda and Acura

Vehicle Name	Chassis	Engine	Year	Diagram to use	Sensor Type
Integra Integra GS-R Integra LS/GS-R	DA6	B18A1	90-91	USA H-1	PR-6
	DA6	B18A1	92-93	World H2-a	PR-6
	DA6	B17A1	92-93	World H2-a	PR-6
	DC4/DC2	B18B/B18C	94-95	World H2-a	PR-6
			96-98	World H6-a	PR-6
NSX	NA1	C30A	91-96	World H3-a	PR-6
Legend	KA7	C32A	91-95	World H3-a	PR-6
Prelude	BB1	H22A	92-96	World H2-a	PR-6
	BB6	H22A	97-	World H6-a	PR-6
Accord Accord Accord V6 2/4dr.	CB7	F22A6	90-93	World H2-a	PR-6
	CD5	F22B1	94-97	World H2-a	PR-6
	CG3	F23A1	98-	World H7-a	PR-6
	CG1/2	J30A1	98-	World H7-a	PR-6
Civic EX, Si	EJ1	D16Z6	92-95	World H2-a	PR-6
	EJ8	D16Y8	96-98	World H6-a	PR-6
	EJ8/EM1	D16/B16	99-	World H7-a	PR-6
			88-91	USA H-1	PR-6
CR-X	ED8	D16A6	88-91	USA H-1	PR-6

Nissan

300ZX	Z32	VG30DE	90-96	World N4-a	HW-2
	CZ32	VG30DETT	90-96	World N4-a	HW-2
Skyline GT-R	BNR32	RB26DETT	90-94	World N4-b	HW-3
	BCNR33	RB26DETT	95-98	World N4-b	HW-3
	BNR34	RB26DETT	99-	World N4-b	HW-3
240SX	S13	KA24E/DE	89-94	World N3-b	HW-5
	S14	KA24DE	95-98	USA N-1	HW-5
Sentra SE-R	B13	SR20DE	90-94	World N3-a	HW-6
Maxima	A32	VQ30DE	95-98	World N5-a	HW-4
Altima	U31	KA24DE	95-97	USA N-1	HW-5
Q45	G50	VH45DE	90-96	World N4-a	HW-1

Toyota and Lexus

Supra	MA70	7M-GTE	86-88	World T2-b	Karmann
		7M-GTE	89-92	World T5-a	Karmann
	JZA80	2JZ-GTE	93-98	World T7-a	HW-12
		2JZ-GE	93-98	World T7-a	Karmann
MR-2	SW20	3S-GTE	91-92	World T5-b	FL-2
		3S-GTE	93-95	World T5-b	FL-2
Celica All-Trac	ST165	3S-GTE	88-90	World T2-a	FL-2
	ST185	3S-GTE	92-94	World T5-a	FL-2
SC300	JZZ31	2JZ-GE	92-00	World T7-a	Karmann
SC400	UZZ31	1UZ-GE	92-00	World T7-a	Karmann
GS300	JZS147	2JZ-GE	92-96	World T7-a	Karmann
GS300	JZS160	2JZ-GE	97-	World T10-a	HW-13
GS400	UZS160	1UZ-GE	97-	World T10-a	HW-13

Mitsubishi

3000GT	Z16A	6G72BT	91-93	World M2-a	Karmann
		6G72BT	94-97.5	World M3-a	Karmann
		6G72BT	97.5-00	USA M-1	Karmann
Galant VR-4	E39A	4G63	89-91	World M1-a	Karmann
Eclipse Turbo	D22/27A	4G63	89-94	World M1-a	Karmann
	D32/33A	4G63	95-99	World M3-a	Karmann

Mazda

RX-7	FC3S	13B-T	87-88	World Z1-a	FL-5
	FC3S	13B-T	89-91	World Z2-a	FL-6
	FD3S	13B-REW	93-95	World Z3-b	PR-4
Miata	NA6CE	B6	90-94	World Z5-c	FL-8

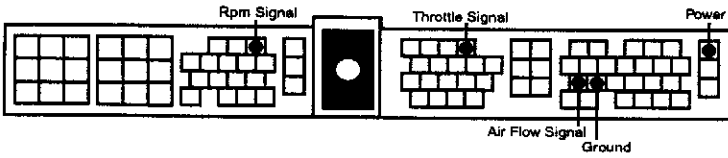
Subaru

Impreza	GM6	EJ25D	96-98	USA S-1	HW-4
Legacy	BD9	EJ25D	96-98	USA S-1	HW-4

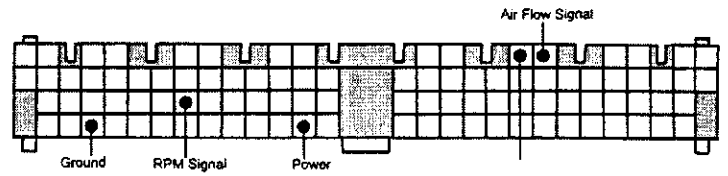
HKS PRESSURE SENSORS

VPC I	ALL	ALL	ALL	USA P-1	PR-10
F-CON I	ALL	ALL	ALL	USA P-2	PR-10

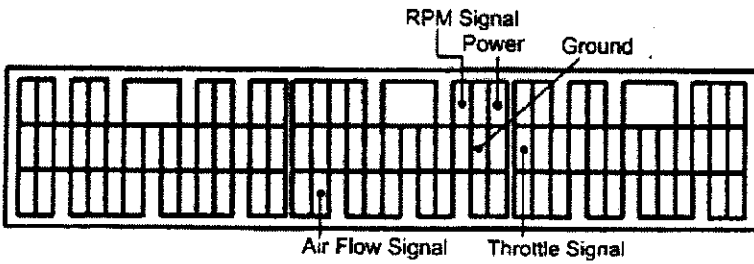
N-1



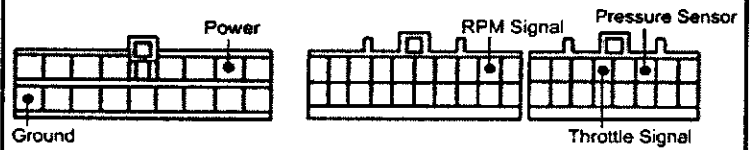
S-1



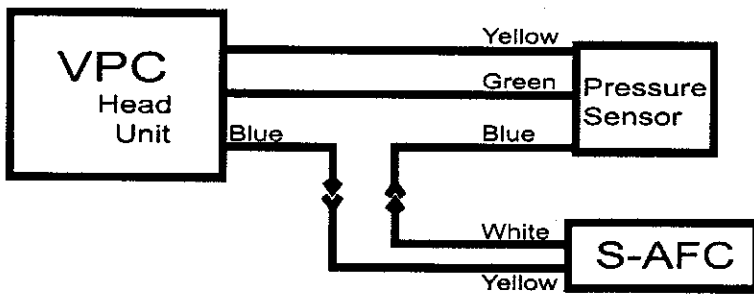
M-1



H-1



P-1



P-2

